

AUTOMOTIVE RELAY KKA-TDR4



Features

- 40A switching capability
- Double Outputs contact form
- Delay on & Delay off time customization
- Terminals standard complies with ISO 7588 PART 1

Application :

Car, truck, bus, marine, machines, electronic devices, home appliance

Coil Ratings

23°C

Rated Volt. (VDC)	Pick-up Volt. (VDC)	Release Volt. (VDC)	Coil Res. X (1±10%) Ω	Parallel Res. X (1±5%) Ω	ESR X (1±10%) Ω	TDP (W)	Max. Voltage	
							23°C	85°C
12	≤8	≥1.2	80	--	--	1.8	20.2	15.7
12	≤8	≥1.2	90	680	79.5	1.8	20.2	15.7
24	≤16	≥2.4	320	--	--	1.8	40.5	31.5
24	≤16	≥2.4	320	2700	286	2.0	40.5	31.5

Contact Ratings

Contact Load Volt.	Payload Type		Contact Load Current			Break-make Ratio		Payload Type	Contact Material	Wiring Diagram
			1Z		1H	Switch on	Switch off			
			常开 NO	常闭 NC						
13.5VDC	Resistive Load	ON	40	30	40	2	2	1×10 ⁵	AgSnO ₂	See Diagram 1
		OFF	40	30	40					
	Light	ON	150	-	150	2	2	1×10 ⁵	AgSnO ₂	See Diagram 2
		OFF	30	-	30					
	Inductive Load	ON	80	40	80	2	2	1×10 ⁵	AgSnO ₂	See Diagram 3
		OFF	33	20	33					
27VDC	Resistive Load	ON	20	10	20	2	2	1×10 ⁵	AgSnO ₂	See Diagram 1
		OFF	20	10	20					

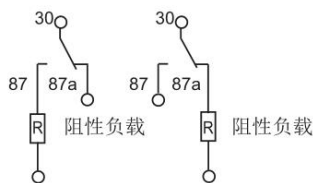


图1

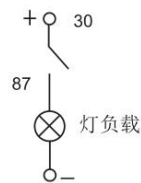


图2

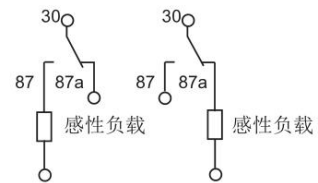


图3

Dimension

